




# PHILIPS


## Lámparas para motocicletas




www.lamparas.com

807

### Doble filamento


	TIPO	VOLT.	WATS.
	6722	6	35/35
	12722	12	35/35
	6712	6	25/25
	7030	6	15/15
	M-8	6	6/6
	M-9	6	18/18
	M-10	12	12/12

**Ba 15 d**

	TIPO	VOLT.	WATS.
	M-1	6	20/20
	M-2	6	15/15
	M-3	6	18/18
	M-4	8	25/25
	M-5	6	10/10
	M-6	6	30/30
	6718	6	25/25
	6728	6	35/35
	12728	12	35/35
	12748	12	45/40

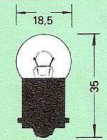
**Ba 20 d**

### Stops (doble filamento)

	TIPO	VOLT.	WATS.
	6517	6	18/5
	12517	12	18/5
	6499	6	21/5
	12499	12	21/5

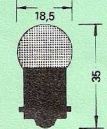
**Bay 15 d**

### Stops (1 filamento)

	TIPO	VOLT.	WATS.
	6413	6	15
	12413	12	15
	6814	6	10
	12814	12	10


**Ba 15 s**

### Pilotos


	TIPO	VOLT.	WATS.
	6821	6	5
	12821	12	5
	6410	6	7
	12410	12	7

**Ba 15 s**


## Plafonniers

	TIPO	VOLT.	WATS.
	6850	6	15
	12850	12	15


**S 8,5**

	TIPO	VOLT.	WATS.
	6864	6	5
	12864	12	5


**S 8,5**

	TIPO	VOLT.	WATS.
	6844	6	5
	12844	12	5

**S 8,5**


	TIPO	VOLT.	WATS.
	6914	6	3
	12914	12	3

**S 7**


	TIPO	VOLT.	WATS.
	6842	6	3
	12842	12	3

**S 7**


## Controles

	TIPO	VOLT.	WATS.
	6875	6	2
	12875	12	2

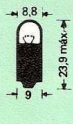
**E 10/13**

	TIPO	VOLT.	WATS.
	M-20	12	1,5
	M-21	6	2
M-22	12	3	


**Ba 9 s**

	TIPO	VOLT.	WATS.
	6829	6	1,5
	12829	12	2


**Ba 7 s**

	TIPO	VOLT.	WATS.
	12910	12	3
	12913	12	2
6910	6	3	

**Ba 9 s**

	TIPO	VOLT.	WATS.
	6929	6	4
	12929	12	4

**Ba 9 s**

	TIPO	VOLT.	WATS.
	6819	6	5
	12819	12	5

**Ba 9 s**

